hkliving

1.

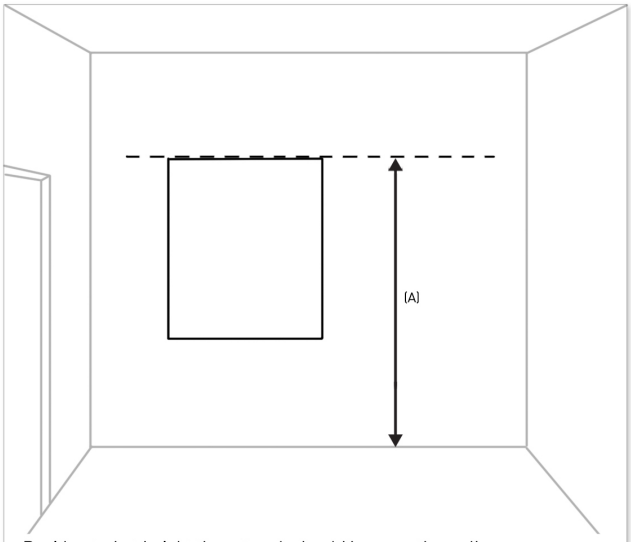

Decide at what height the artwork should hang on the wall.

2.

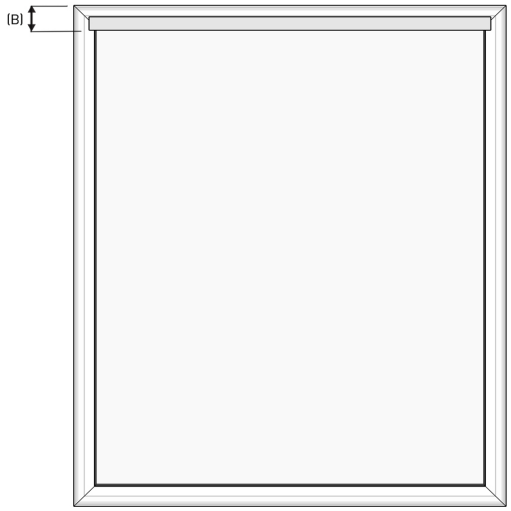

Measure the distance from the top of the artwork to the bottom of the aluminum strip.

3.

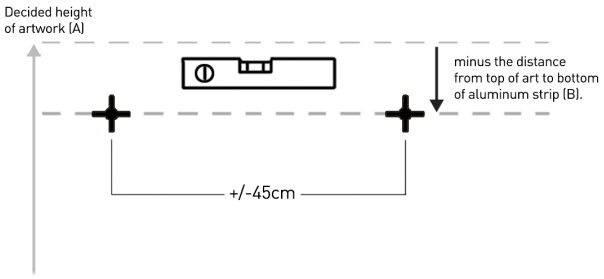

For the small size artworks one mounting point will do. For the medium and large sizes two mounting points are advised. Make sure the marks you make on the wall are level.

4.

The holes can be drilled, the wall anchors can be inserted and the screws can be inserted. Keep the screws sticking out for a minimum of 7mm.

5.

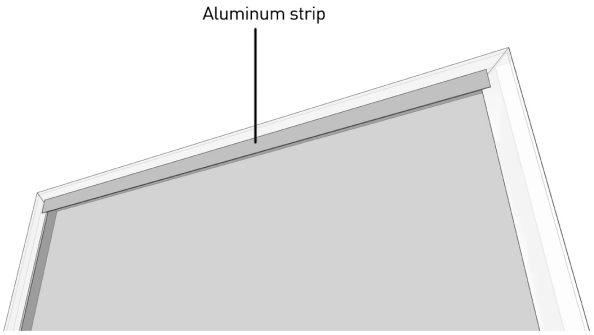

The artwork can be hung on the mounting points using the aluminum strip.

HKLIVING
De Dieze 2
8253 PS Dronten
The Netherlands

CONTACT
+31 (0) 321 382 631
info@hkliving.com
hkliving.com